

UNIFORM STATUTORY DECLARATION FORM FOR THE REGISTRATION OF FITTING DESIGNS

NEW BRUNSWICK
NUNAVUT


NOVA SCOTIA
YUKON

PRINCE EDWARD ISLAND
NORTHWEST TERRITORIES

NEWFOUNDLAND AND LABRADOR

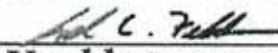
MANUFACTURERS NAME: Swagelok Company
 MANUFACTURERS ADDRESS: 29500 Solon Road, Solon, Ohio 44139 USA
 PLANT LOCATIONS: Headquarters: 29500 Solon Road, Solon, Ohio 44139 USA (See Attachment A)



CATEGORY OF FITTINGS TO BE REGISTERED. CIRCLE ONE CATEGORY ONLY	TITLE OF THE STANDARD OF CONSTRUCTION
A Pipe fittings, including couplings, tees, elbows, Ys, plugs, unions, pipe caps, or reducers B Flanges: all flanges C Valves: all line valves D Expansion joints, flexible connections, and hose assemblies: all types E Strainers, filters, separators, and steam traps F Measuring devices, including pressure gauges, level gauges, sight glasses, levels, or pressure transmitters G Certified capacity-rated pressure relief devices acceptable as primary over pressure protection on boilers, pressure vessels, piping and fusible plugs H Pressure retaining components that do not fall into one of the above categories N Nuclear components: Class 1 <input type="checkbox"/> Class 2 <input type="checkbox"/> Class 3 <input type="checkbox"/> , (Meeting AECB or ASME requirements)	ASME B31.1 for unlisted components, ASME B31.3 for unlisted components

SHOW MANUFACTURERS NAME, TRADEMARK, OR LOGO AS IT WILL APPEAR ON THE PRODUCT	TYPE OF CONSTRUCTION
	FORGED <input type="checkbox"/> WELDED <input type="checkbox"/> WROUGHT <input checked="" type="checkbox"/> CAST <input type="checkbox"/> OTHER <input type="checkbox"/> DESCRIBE OTHER:

LIST OF SUPPORTING DOCUMENTATION AND IDENTIFICATION OF THE ACTUAL ITEMS TO BE REGISTERED:
ISO 9001:2015 Certificate, Attachment A, Attachment B, Catalog Information and other Support Documents

DECLARATION:
 I, Joel Feldman, Vice President, Engineering (see note 3) employed by Swagelok Company and being the person having full authority and responsibility for the quality of the end product do solemnly declare that the information contained in this form is true and to the best of my knowledge represents the product for which registration is sought. The dimensions, materials of construction, pressure temperature ratings, and identification markings are in accordance with the herein named standards. I further declare that the manufacture of these fittings is regulated by a Quality Control Program which extends to each plant where fabrication occurs in whole or in part and has been verified by BSI as being suitable for that purpose and I make this solemn declaration conscientiously believing it to be true, and knowing that it is of the same force and effect as if made under oath.

Signature of Declarer: 
 Declared before me at Unable to get a notary signature THIS SPACE FOR THE
 This _____ day of or seal due to COVID-19 OFFICIAL SEAL
 Commissioner of Oaths
 or Notary Public: (sign) situation - August 27, 2020
 (Affix Official seal to the right)

This space for Regulatory Authority use This registration must be revalidated after ten (10) years from the date of acceptance CRN: <u>0C22706.5</u> FID#: <u>1214</u> Sno-Trik 410 (B31.1, B31.3), 445, 645 and 945 (B31.3 Chant.IX) series HP needle valves. Notes: 1. All fittings shall be registered in the name of the Manufacturer. 2. Each category shall be supported with two Statutory Declaration forms and one copy of supporting documentation. 3. The declaration shall be made by the person having full authority and responsibility for the quality of the end product. 4. Quality control programs shall be resubmitted for validation at a maximum interval of five (5) years. CRN expires Sept.28th, 2030 - DG	 <p>GOVERNMENT OF YUKON BY <u></u> CRN <u>0C22706.5Y</u> DATE <u>10/30/2020</u> BOILER BRANCH</p>
--	--



Attachment B. Scope of CRN Registration for Swagelok Sno-Trik 410, 445, 645 and 945 Series High-Pressure Needle Valves (Category C)

This document represents the scope of the Sno-Trik 410, 445, 645 and 945 Series High-Pressure Needle Valves covered by this submission for CRN approval. The 410 Series Valves were designed and evaluated in accordance with ASME B31.1 for unlisted components and ASME B31.3 for unlisted components, while the 445, 645 and 945 High-Pressure Needle Valves were designed and evaluated in accordance with ASME B31.3 Chapter IX for unlisted components.

Summary Table

Product Series	Main Pressure Bearing Component	Main Pressure Bearing Material (Standard)	Port Connections and Sizes	Maximum Rated Pressure (psig)		Design Code of Construction
				At -65 to 100°F	At maximum temperature	
410	Body	316 SS (ASTM A479)	Female NPT 1/4"	15,000	6085 @ 850°F	ASME B31.1 (Unlisted Components) and ASME B31.3 (Unlisted Components)
445	Body	316 SS (ASTM A479)	Swagelok straight thread high-pressure Female 9/16"	45,000	33,400 @ 450°F	ASME B31.3 Chapter IX (Unlisted Components)
			Medium Pressure 1/4"	20,000	18,600 @ 450°F	
645	Body	316 SS (ASTM A479)	Swagelok straight thread high-pressure Female 3/4	45,000	33,400 @ 450°F	
			Medium Pressure 3/8"	20,000	18,600 @ 450°F	
945	Body	316 SS (ASTM A479)	Swagelok straight thread high-pressure Female 1-1/8	45,000	33,400 @ 450°F	
			Medium Pressure 1/2"	20,000	18,600 @ 450°F	

THIS IS PART OF CRN
0C22706.5
 Technical Standards and Safety Authority
 Boilers and Pressure Vessels Safety Program

Product Illustration



THIS IS PART OF CRN
0C22706.5
Technical Standards and Safety Authority
Boilers and Pressure Vessels Safety
Program

Typical Product Characteristics:

Some of the product options listed below affect the pressure-temperature ratings shown in the Summary Table, but in all cases the ratings are equal to or less than those shown in the Summary Table. All of the following options are within the scope of this registration:

Stem Material

440C SS
S17400 SS

Stem Seal Material

Glass-Filled PTFE
Grafoil

Quality System

The Swagelok Company quality system complies with the requirements of ISO 9001:2015. The Swagelok Company maintains BSI Certificate of Registration Number FM 01729, which applies to all locations listed on the Certificate.

References

The product catalog does not represent the full scope of registration, but rather details some of the most common options.

- Medium and High-Pressure Fittings, Tubing, Valves and Accessories Catalog MS-02-472, Rev M

Attachment A. Swagelok Manufacturing Locations

This document lists the Swagelok locations where end item or component level manufacturing activities take place.

Swagelok Company 29500 Solon Road Solon, Ohio 44139 USA	Swagelok Company (Falon 1) 348 Bishop Road Highland Heights, Ohio 44143 USA
Swagelok Company (Highland) 318 Bishop Road Highland Heights, Ohio 44143 USA	Swagelok Company (Falon 2) 358 Bishop Road Highland Heights, Ohio 44143 USA
Swagelok Company (OFC) 29495 F.A. Lennon Drive Solon, Ohio 44139 USA	Swagelok Company (HPF) 6050 Cochran Road Solon, Ohio 44139 USA
Swagelok Company (Atlantic) 26651 Curtiss Wright Parkway Willoughby Hills, Ohio 44092 USA	Swagelok Company (Snow Metal) 6060 Cochran Road Solon, Ohio 44139 USA
Swagelok Company (Micro) 26653 Curtiss Wright Parkway Willoughby Hills, Ohio 44092 USA	Swagelok Company (Alfred) 29500 Ambina Drive Solon, Ohio 44139
Swagelok Hose Services Company (SHSC) 29900 Solon Industrial Parkway Solon, Ohio 44139	Swagelok Company (Strongsville) 15400 Foltz Road Strongsville, Ohio 44119
Swagelok (China) Fluid System Technologies Ltd. Changshu Export Process Zone Changshu Economic Development Zone Changshu, Jiangshu 215513 China	Swagelok Limited Ballafletcher Road Tromode IM4 4RA Isle of Man